

# Community Housing in NSW

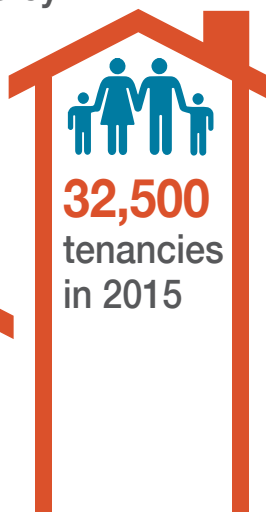

## State of the sector 2015

Community housing in NSW is growing every year.

In 2015, the 20 largest community housing providers:

► Increased the number of tenancies by

**60%**  
over five years



► Provided good quality homes in

**31** new council areas

LGAs:

**255**



in 2014

**286**



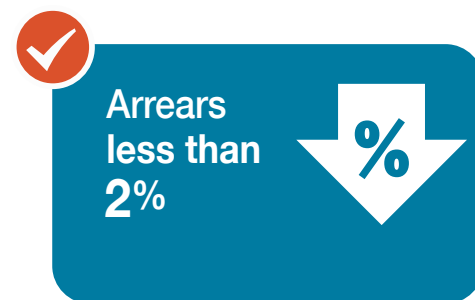
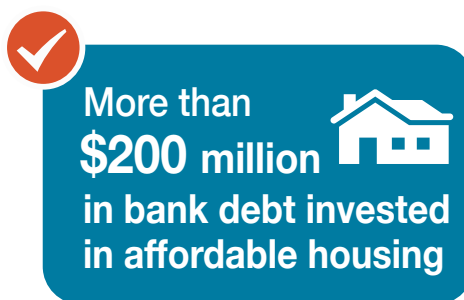
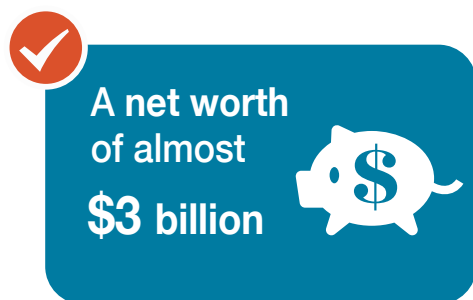
in 2015

► Tripled their profitability in three years \*EBITA



That's because we're effective businesses.

In 2015, the 20 biggest community housing providers had:



Most importantly, we're changing lives.

### In 2015:

▶ We provided safe, secure homes for people in need



# 85%

of our tenants reported an overall satisfaction rate<sup>1</sup>



with **84%** satisfied with the condition of their homes.

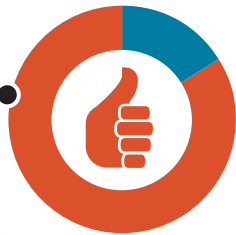
1. Based on Federation tenant satisfaction benchmarking report, September 2015.

## We help build stronger communities.

### In 2015:

# 84%

of our tenants said they were satisfied with their neighbourhoods



# 50%

of providers offer scholarships and education grants.



# 50%


of providers offer volunteer work experience for tenants.



## And we help our tenants realise their dreams.

### In 2015, community housing providers:

- ▶ Supported women at risk.
- ▶ Worked with Aboriginal communities to find local housing solutions.
- ▶ Were there for tenants in crisis.
- ▶ Partnered with communities to keep local children in school.
- ▶ Connected people with their neighbourhoods and helped many of our tenants get back on their feet.



[http://communityhousing.org.au/Industry\\_Capability\\_Statement.pdf](http://communityhousing.org.au/Industry_Capability_Statement.pdf)

## We're looking forward to tackling housing affordability in 2016.



nsw Federation of Housing Associations inc

[www.communityhousing.org.au](http://www.communityhousing.org.au)